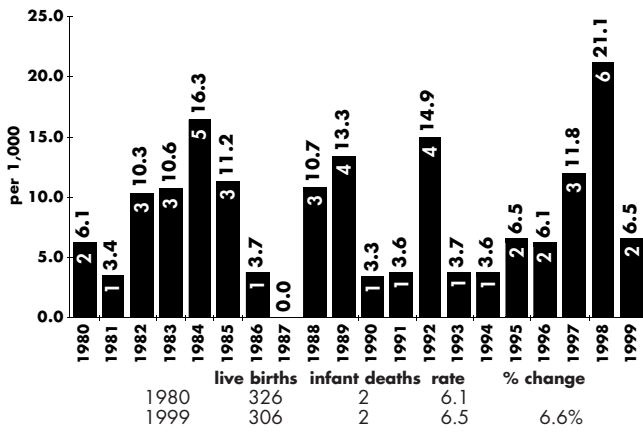


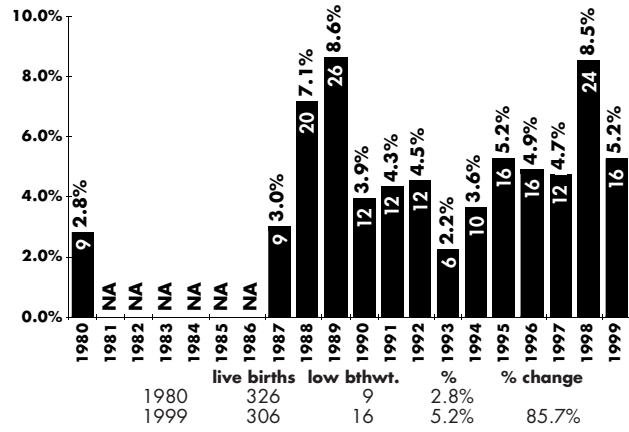
Washington

Indicator Data of Child Well-Being

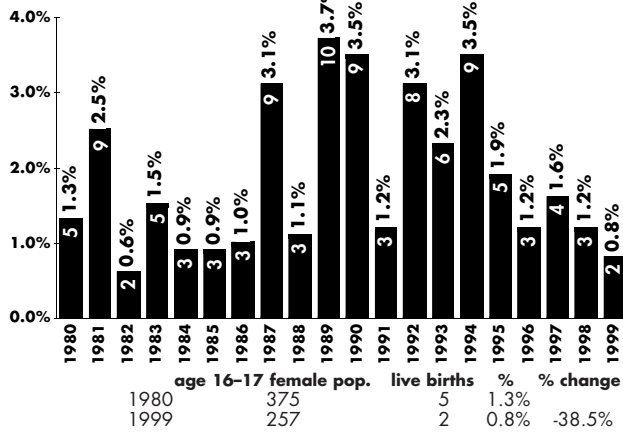
Infant Mortality



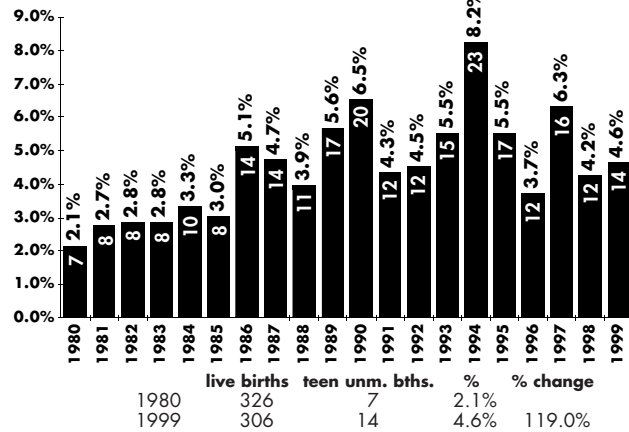
Low Birthweight



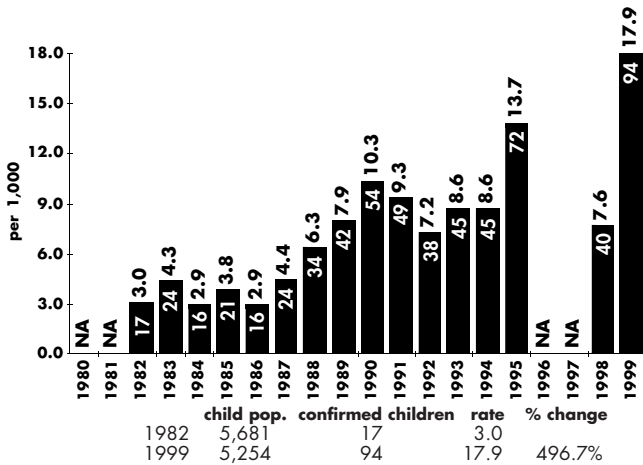
Births to 16-17 Year Olds



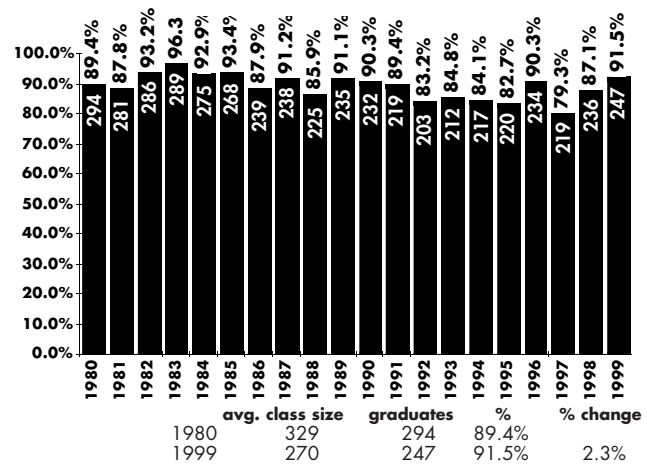
Teen Unmarried Births



Child Abuse & Neglect



High School Graduation



Demographic Data

	Total Pop.	Children Age 0-17	Percent of Total Pop.	Age 0-17 White Non-Hispanic	Percent of Age 0-17	Age 0-17 African American	Percent of Age 0-17	Age 0-17 Hispanic	Percent of Age 0-17	Total Families with Children	Single Parent Families	Percent
1980	20,141	5,788	28.7%	5,704	98.5%	11	0.2%	40	0.7%	2,682	284	10.6%
1990	19,612	5,254	26.8%	5,106	97.2%	44	0.8%	79	1.5%	2,568	403	15.7%
2000	20,670	5,389	26.1%	5,019	93.1%	44	0.8%	262	4.9%	2,618	493	18.8%
Change from 1980-2000			-9.3%		NA*		NA*		603.5%			77.8%

* Because multiple race choices were allowed in the 2000 census, comparisons should not be made between 2000 and 1980 or 1990.