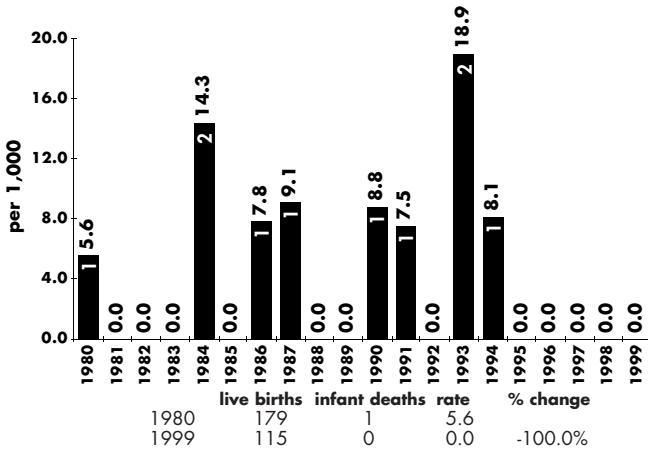


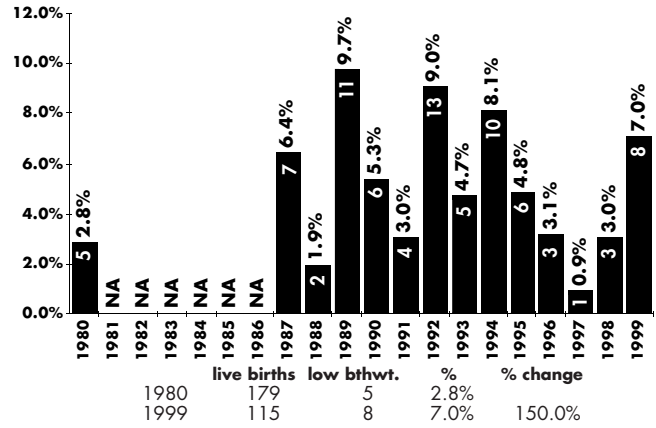
Monona

Indicator Data of Child Well-Being

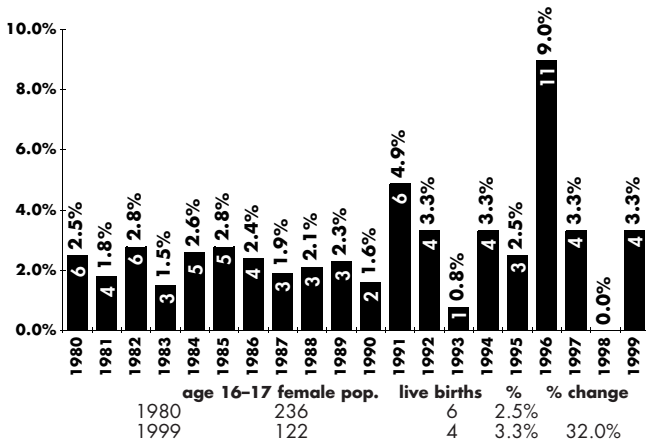
Infant Mortality



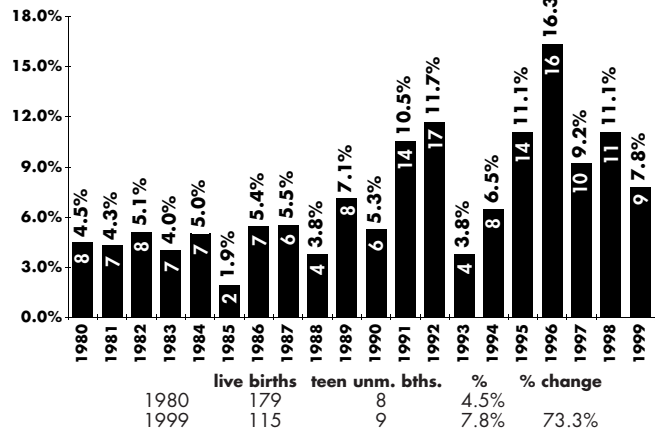
Low Birthweight



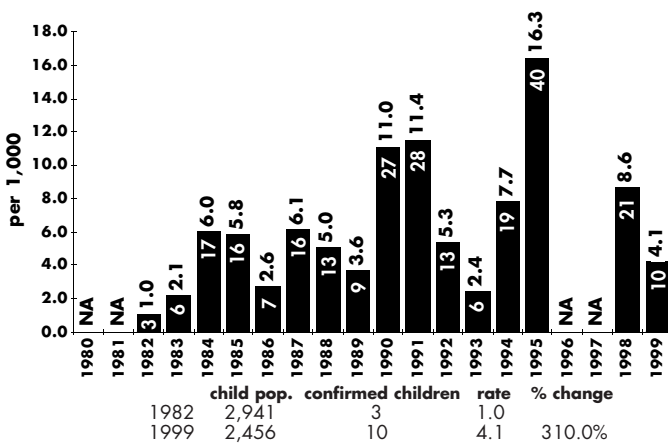
Births to 16-17 Year Olds



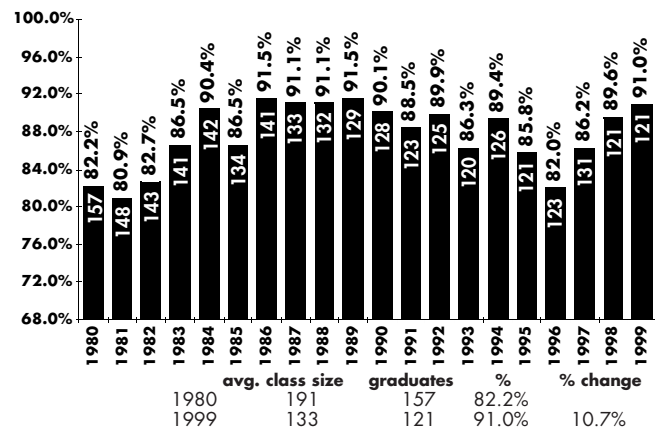
Teen Unmarried Births



Child Abuse & Neglect



High School Graduation



Demographic Data

	Total Pop.	Children Age 0-17	Percent of Total Pop.	Age 0-17 White Non-Hispanic	Percent of Age 0-17	Age 0-17 African American	Percent of Age 0-17	Age 0-17 Hispanic	Percent of Age 0-17	Total Families with Children	Single Parent Families	Percent
1980	11,692	3,062	26.2%	3,029	98.9%	0	0.0%	20	0.7%	1,480	159	10.7%
1990	10,034	2,456	24.5%	2,422	98.6%	2	0.1%	15	0.6%	1,218	230	18.9%
2000	10,020	2,327	23.2%	2,237	96.1%	13	0.6%	32	1.4%	1,189	286	24.1%
Change from 1980-2000			-11.3%		NA*		NA*		110.5%			123.9%