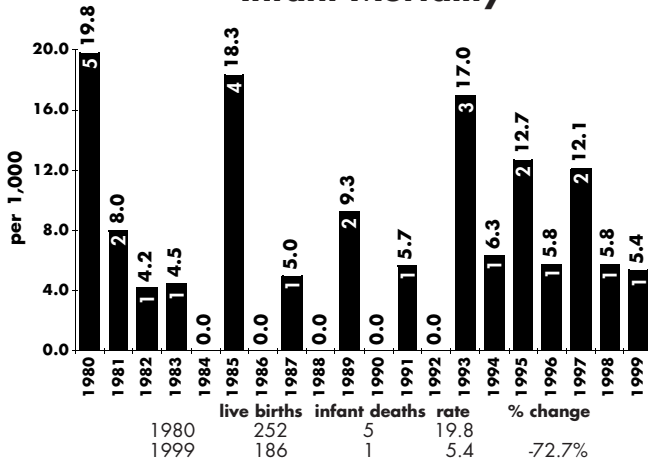


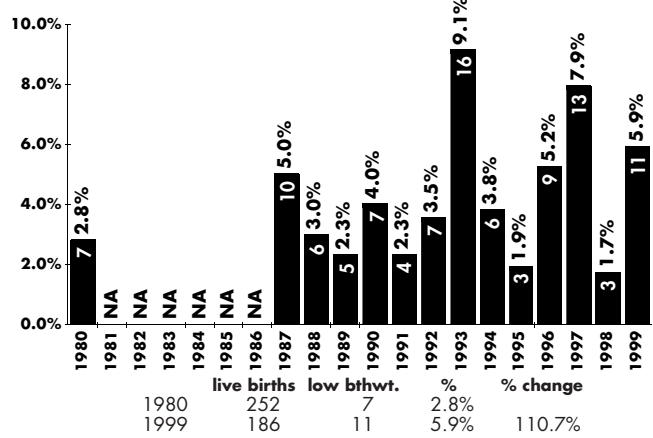
# Allamakee

## Indicator Data of Child Well-Being

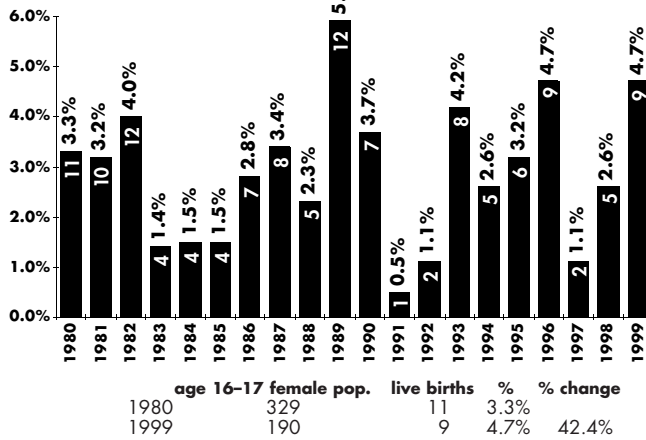
### Infant Mortality



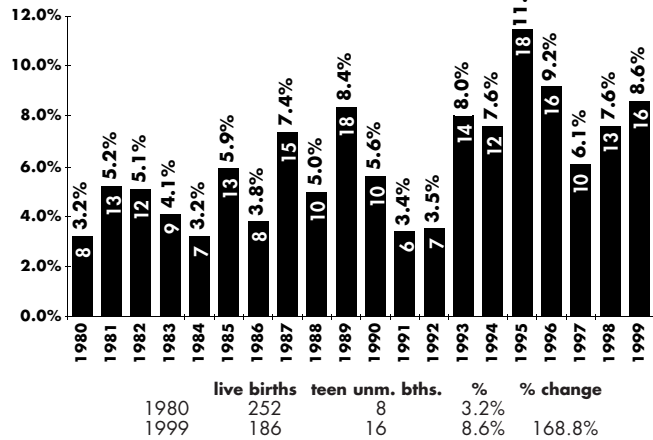
### Low Birthweight



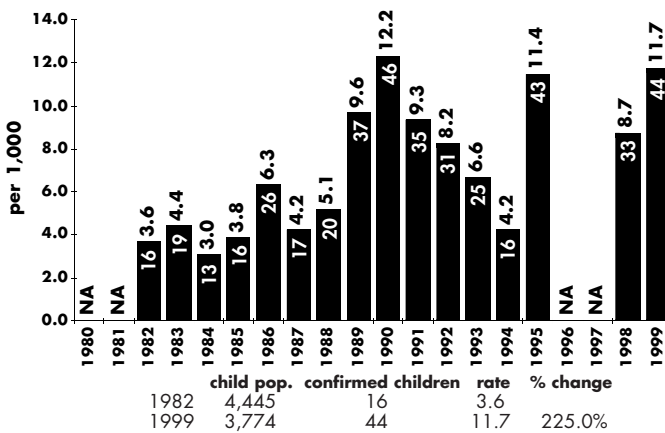
### Births to 16-17 Year Olds



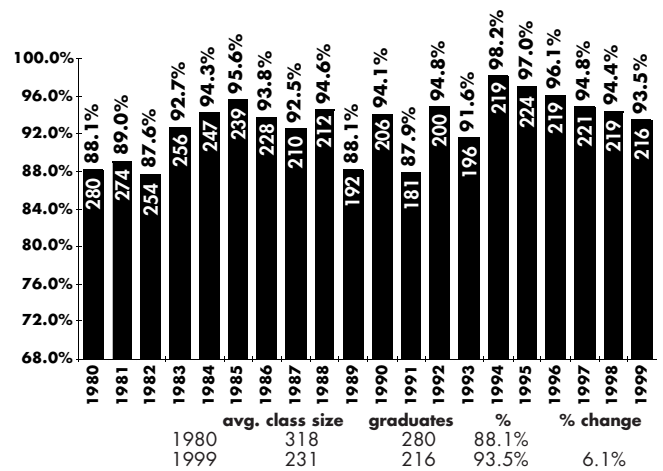
### Teen Unmarried Births



### Child Abuse & Neglect



### High School Graduation



### Demographic Data

	Total Pop.	Children Age 0-17	Percent of Total Pop.	Age 0-17 White Non-Hispanic	Percent of Age 0-17	Age 0-17 African American	Percent of Age 0-17	Age 0-17 Hispanic	Percent of Age 0-17	Total Families with Children	Single Parent Families	Percent
1980	15,108	4,613	30.5%	4,573	99.1%	0	0.0%	17	0.4%	2,011	177	8.8%
1990	13,855	3,774	27.2%	3,737	99.0%	1	0.0%	9	0.2%	1,796	245	13.6%
2000	14,675	3,731	25.4%	3,495	93.7%	14	0.4%	158	4.2%	1,798	363	20.2%
<b>Change from 1980-2000</b>			-16.7%		NA*		NA*		1,049.1%			129.4%

\* Because multiple race choices were allowed in the 2000 census, comparisons should not be made between 2000 and 1980 or 1990.